








LONG SLEEVE COOLDRY TEE

Style 7022

This Long Sleeve CoolDry Tee with flatlock seams ensures the best comfort. The tee is tailored fit with added stretch for better movement. It is moisture-wicking, quick-drying and easy to wash and care.

SPECIFICATIONS

-  Grey Melange
-  Black
-  Deep Green
-  Black Melange
-  Navy Melange

Fast drying material // Moisture-wicking // Sporty fit //
Flat lock stitching // CoolDry fabric // Reflective print

 160 gsm

 95% CoolDry micro polyester / 5% spandex

 XS-3XL

 50/1 pcs

