



## LIGHTWEIGHT PERFORMANCE SOFTSHELL





*Style 9510*

*A premium-quality, lightweight softshell jacket with a slightly shaped fit. It has two large front pockets, an adjustable hem, a laminated waterproof sleeve pocket, and elastic cuffs.*

### SPECIFICATIONS

● Black ● Navy ● Grey Melange

Shaped fit // Bonded waterproof sleeve pocket // Two large front pockets // Adjustable hem // Waterproof: 8.000 mm // Breathable: 6.000 gr // Windproof // SBS zippers

-  280 gsm
-  95% polyester / 5% spandex
-  S-5XL
-  10/1 pcs

